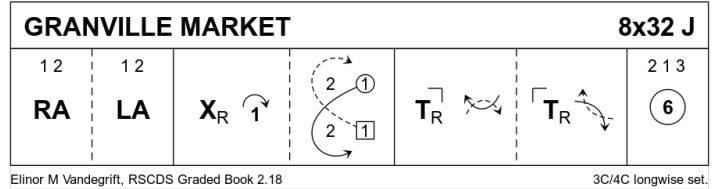


MkeSCD Halloween Dance Party 2022

1 GRANVILLE MARKET J32 · 3/4L

Elinor M Vandegrift: A Second Book of Graded Scottish Country Dances · Crib: E-cribs · Diagram: Keith Rose's Diagrams

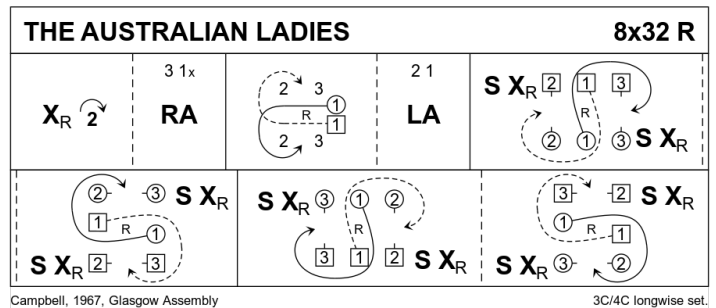
- 1- 1c+2c RHA, LHA
- 9- 1c cross RH | cast (2c up) ; ½ Fig8 up to face 1cnr
- 17- 1c turn 1cnr RH | pass Rsh ; turn 2cnr RH | pass Rsh to (2,1,3)
- 25- Circle6 and back



2 THE AUSTRALIAN LADIES R32 · 3/4L

Robert M Campbell: Glasgow Assembly And Other Scottish Dances · Crib: E-cribs · Diagram: Keith Rose's Diagrams

- 1- 1c cross RH | cast off two (2c+3c up) ; 3c+1c RHA
- 9- 1c lead to top, cross and cast to 2pl (3c down) ; 2c+1c LHA (2,1,3)
- 17-32 2c+3c («corners») set and change place RH four times following the track of R&L (3M&2W make polite turns) **while**{16} 1c cross (across or up/dn) RH and cast R round the corner four times.

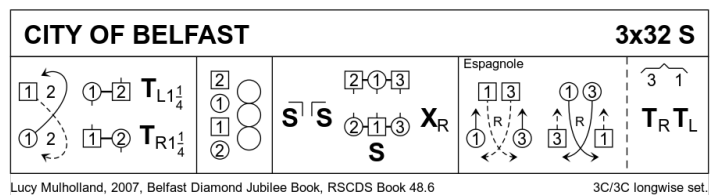


Note by the deviser in TacTalk of jan. 1986: on [17-32] the corners set »as written«; they do not split the setting as is customary in »J.B. Milne«.

3 CITY OF BELFAST S32 · 3/3L

Lucy Mulholland: RSCDS XLVIII 6 · Crib: E-cribs · Diagram: Keith Rose's Diagrams

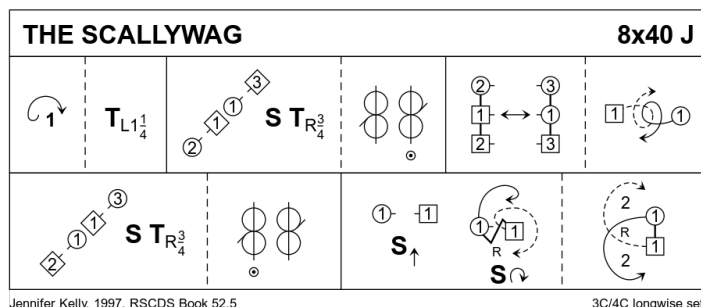
- 1- 1c ½ Fig8 round 2c ; 1c turn 2c EH 1¼ into line across, 1c in the middle
- 9- 1c+2c Reel4, finish 2c in 1pl and 1c (last pass is Lsh) facing 1cnr
- 17- 1c set to 1cnr | set to 2cnr, dancing R into sideline (2,1x,3) ; All set | 1c cross RH
- 25- 1c+3c Espagnole (2,3,1)



4 THE SCALLYWAG J40 · 3/4L

Jennifer Kelly: RSCDS LII 5 · Crib: E-cribs · Diagram: Keith Rose's Diagrams

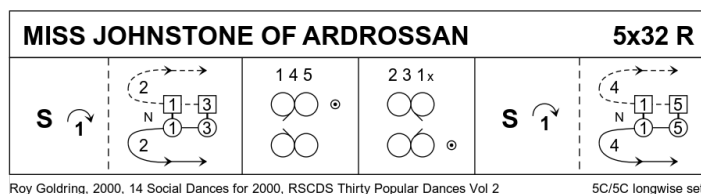
- 1-- 1c long cast (2c up) ; turn LH to face 1cnr
- 9-- 1c set to 1cnr | Turn 1cnr RH $\frac{3}{4}$ into lines across and face 4cnr ; $\frac{1}{2}$ Lsh Reel3 across into facing lines across
- 17-- Lines A&R ; 1c dance Rsh round P to face 3cnr (pos)
- 25-- repeat [9-16] with these corners, finishing 1M between 2c facing 1W between 3c
- 33-- 1c set adv and join RH | set RHJ, 1W turning under the arms and 1c face up RHJ still on opp. side ; 1c cross up and cast to 2pl (2,1,3)



5 MISS JOHNSTONE OF ARDROSSAN R32 · 5/5L

Roy Goldring: Thirty Popular Dances, Volume Two · Crib: E-cribs · Diagram: Keith Rose's Diagrams

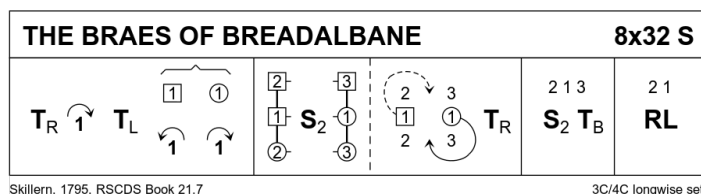
- 1-- 1c set | cast off (2c up) ; 1c followed by 3c dance up and cast round 2c to (2,3,1,4,5)
- 9-- 1c+4c+5c mirror Reels3, 1c cross down to enter, 4c start out and up (2,3,1x,4,5)
- 17-- 2c+3c+1c mirror Reels3, 1c cross up to enter, 3c start out and down
- 25-- 1c set | cast off to 4pl (4c up) ; 1c followed by 5c dance up and cast round 4c to (2,3,4,5,1)



6 THE BRAES OF BREADALBANE S32 · 3/4L

Thomas Skillern: RSCDS XXI 7 · Crib: E-cribs · Diagram: Keith Rose's Diagrams

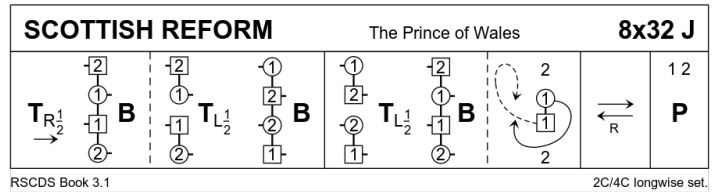
- 1-- 1c Turn RH, cast off (2c up) ; turn LH, 1M/1W cast L (down/up) to between 3c/2c
- 9-- Set twice in lines of 3 across ; 1c cast back and Turn RH to (2,1,3)
- 17-- All set twice in sidelines ; turn partners BH
- 25-- 2c+1c R&L



7 SCOTTISH REFORM J32 · 2/4L

RSCDS III 1 · Crib: E-cribs · Diagram: Keith Rose's Diagrams

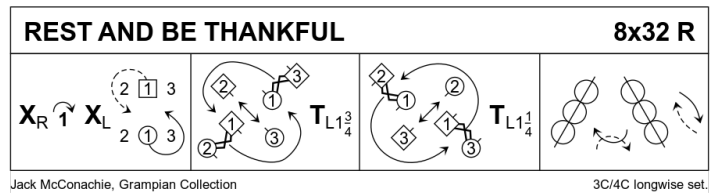
- 1– 1c ½ RH turn to finish between 2c, 2c+1c BiL ; drop RH and turn LH half round, 1c+2c BiL
- 9– Repeat bars 5-8 ; 1c turn ¾ RH to places, curving into
- 17– 1c lead down the middle and up
- 25– 1c+2c Poussette



8 REST AND BE THANKFUL R32 · 3/4L

Jack McConachie: Grampian Collection of Scottish Country Dances · Crib: E-cribs · Diagram: Keith Rose's Diagrams

- 1– 1c cross RH | cast off (2c up) ; cross LH and cast L round 4cnr to take 1cnr on R in promhold
- 9– Promenade ½ round cclw and drop 1cnr at opposite corner **while{4}** 2cnrs A&R diagonally ; 1c turn 1¾ LH to 2cnrs
- 17– Repeat with 2cnrs **while{4}** 1cnrs A&R ; 1c turn 1¼ LH to face 1cnr pos
- 25– ½Reel4 with 1cnrs, pass Rsh ; ½Reel4 with 2cnrs, crossing Rsh to 2pl



This follows the original instructions. Those who find the time short for crossing on [31-32] can try an easier choreography, also flowing better into 2nd turn, as follows:

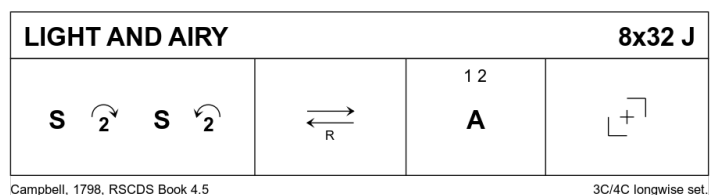
- 17– Repeat with 2cnrs **while{4}** 1cnrs A&R ; 1c turn 1¾ LH to face 3cnr (= 1cnr person)
- 25– ½Reel4 with 1cnrs, pass Rsh and face 4cnr ; ½Reel4 with 2cnrs, finish in 2pl

PROGRAMME ITEM – Interval

9 LIGHT AND AIRY J32 · 3/4L

William (18C) Campbell: RSCDS IV 5 · Crib: E-cribs · Diagram: Keith Rose's Diagrams

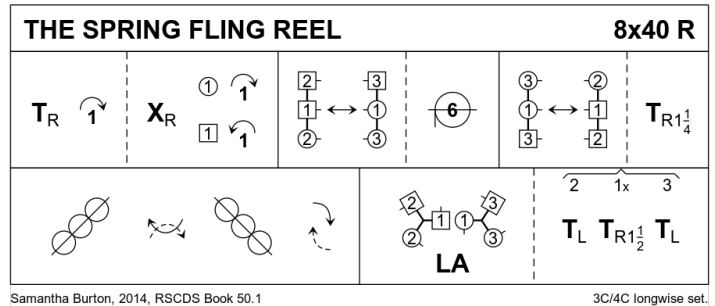
- 1– 1c set | cast off two (2c+3c up) ; 1c set | cast up two (2c+3c down)
- 9– 1c lead down the middle and up (1,2,3)
- 17– 1c+2c Allemande, to finish 1c facing 1cnrs
- 25– Turn CPCP to (2,1,3)



10 THE SPRING FLING REEL R40 · 3/4L

Samantha Burton: RSCDS L 1 · Crib: E-cribs · Diagram: Keith Rose's Diagrams

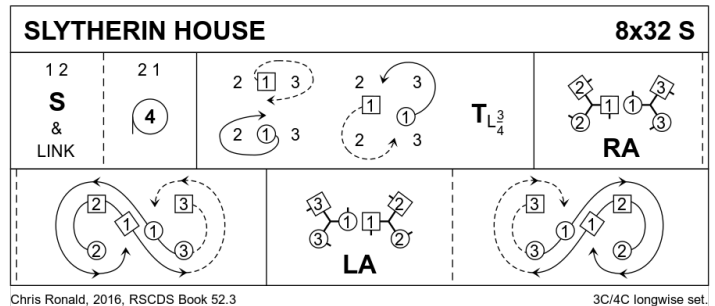
- 1-- 1c turn RH | cast off (2c up) ; cross RH and cast R into lines across (1W+2c face 1M+3c)
- 9-- All A&R up/down , Circle ½ L into lines across
- 17-- All A&R up/down ; 1c turn RH 1¼ to face 1cnr
- 25-- 1c+1cnrs ½ diag Reel4 1c pass Rsh ; repeat with 2cnrs, finish 1M below 1W
- 33-- 2c+1W & 1M+3c LHA ; 2c+3c turn LH as 1c turn RH 1½ (2,1,3)



11 SLYTHERIN HOUSE S32 · 3/4L

Chris Ronald: RSCDS LII 3 · Crib: E-cribs · Diagram: Keith Rose's Diagrams

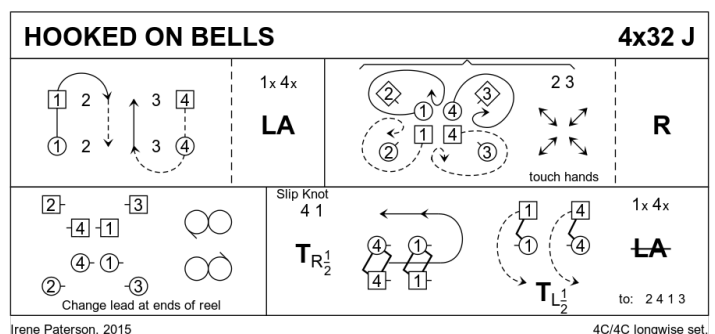
- 1-- 1c+2c S&Link ; Circle4 L (2,1,3)
- 9-- 1c cast clw round 3cnr, pass Lsh up/down, cast Lsh round 1cnr and turn P LH to midline, M below W
- 17-- 2c+1W & 1M+3c RHA ; (Snake) 1W+2W+2M & 1M+3M+3W unwind, pass the other dancers Lsh and loop L to (3,1,2)
- 25-- 3c+1M & 1W+2C LHA ; (Snake) 1W+2W+2M & 1M+3M+3W unwind, pass the other dancers Rsh and loop R to (2,1,3)



12 HOOKED ON BELLS J32 · 4/4L

Irene Paterson · Crib: SCDDDB Contributed Cribs & Diagrams · Diagram: Keith Rose's Diagrams

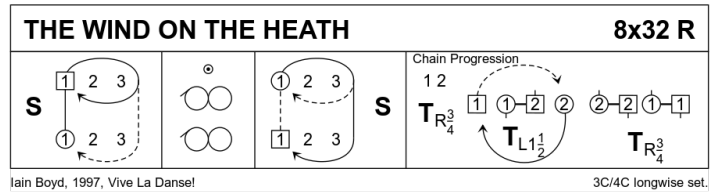
- 1-4 1L and 4M lead a chase followed by their partner: cast up/down around 2/3C and dance across
- 5-8 1C+4C LH across
- 9-12 1C+4C dance out (1M+4L out ends, 1L+4M out sides) and cast around one person, pulling back right shoulders at end WHILE 2C+3C advance and retire on diagonal
- 13-16 Repeat from new positions, 1C+4C finishing slightly inside, M facing down, L facing up
- 17-24 Alternating tandem reels of 3 on sides
- 25-32 4C+1C slip knot



13 THE WIND ON THE HEATH R32 · 3/4L

Iain Boyd: *Vive La Danse!* · Crib: *E-cribs* · Diagram: *Keith Rose's Diagrams*

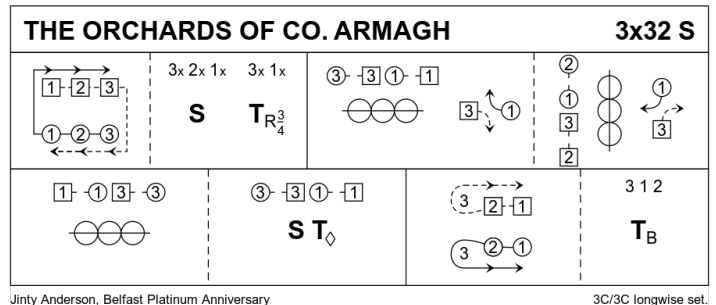
- 1- 1c set | 1W (1M following) casts behind W side and crosses below 3c, 1W dances up behind M line while 1M dances up the middle, to (1x,2,3), 1M facing out
- 9- All C Rsh Reels3 on the sides. 1M finishes facing out.
- 17- 1M (1W following) dance behind W side and crosses below 3c, 1M dances up behind M line while 1W dances up the middle, to (1,2,3) | 1c set
- 25- 1c+2c Chain Progression: (turn P RH $\frac{3}{4}$ | 1M+2W turn LH $1\frac{1}{2}$ **while{4}** 1W+2M dance clw half round set and face P | turn P RH $\frac{3}{4}$) to (2,1,3)



14 THE ORCHARDS OF CO. ARMAGH S32 · 3/3L

Jinty Anderson: *Belfast Branch Platinum Anniversary Dances* · Crib: *MiniCribs* · Diagram: *Keith Rose's Diagrams*

- 1-8 1M leading 2M+3M also 3L leading 2L+1L chase clockwise 1/2 round to opp sides (4 bars). All set, 1s+3s turn partners 3/4 RH into line up/down (Men facing down)
- 9-12 3s+1s dance 1/2 reel of 4, 1M+3L pass LSh to face 2s (1M+2M & 3L+2L facing), 1L+3M remain in centre at top/bottom
- 13-16 1M+3L+2s dance 1/2 reel of 4 across, 1M & 3L pass LSh to face partners up/down set
- 17-24 1s+3s dance 1/2 reel of 4, 1M+3L pass LSh to face own partners. 3s+1s set, petronella turn to own sides. 3 2 1
- 25-32 2s followed by 1s dance up to top, cast, 2s to 3rd place, 1s to 2nd place (4 bars). 3s+1s+2s turn partners 2H



15 TRIP TO TIMBER RIDGE R32 · 3/4L

Linda Henderson: *RSCDS LII 12* · Crib: *E-cribs* · Diagram: *Keith Rose's Diagrams*

- 1-- 1c turn RH | cast (2c up) ; 1W+2c & 1M+3c RHA, 1c facing 1cnrs at end
- 9-- Corners Pass and Turn, on [16] 1c pull Rsh back to finish BtoB in centre facing opposite side
- 17-- DTr, on [23-24] 1c Petronella turn to 2pl (2,1,3)
- 25-- Circle6 and back

